








CONTAINER SPECIFICATIONS



The following dimensions are given as an indication only.

D.B. Group is not responsible for any errors or omissions.

For further information, please address your request to sales.seaexport@dbgroup.net

TYPE OF CONTAINER	INTERNAL DIMENSIONS (m)	DOOR (m)	LOAD CAPACITY (m ³)	MAX-PAYLOAD (Kg)	CONTAINER WEIGHT (Kg)	MAX GROSS WEIGHT (Kg)
 20 FT DRY CONTAINER	L: 5,89 W: 2,33 H: 2,38	W: 2,33 H: 2,28	33,18	27.980	2.229	21.727
 40 FT DRY CONTAINER	L: 12,01 W: 2,33 H: 2,38	W: 2,33 H: 2,28	67,67	31.900	3.701	26.780
 40 FT DRY H/C CONTAINER	L: 12,01 W: 2,33 H: 2,69	W: 2,33 H: 2,56	76,28	31.850	3.968	26.512
 20 FT OPEN TOP CONTAINER	L: 5,89 W: 2,31 H: 2,33	W: 2,28 H: 2,18	32,16	27.980	2.394	21.600
 40 FT OPEN TOP CONTAINER	L: 12,01 W: 2,33 H: 2,33	W: 2,33 H: 2,26	66,54	27.900	3.850	26.630
 20 FT FLAT RACK CONTAINER	L: 5,61 W: 2,20 H: 2,23			27.920	2.530	21.469
 40 FT FLAT RACK CONTAINER	L: 12,06 W: 2,08 H: 1,95			34.520	5.479	39.918